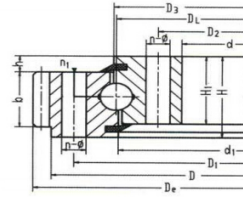




Single-row Four Point Contact Ball Type Slewing Bearing (External gear

type)



011_012

select	Inquiry Designations		Boundary Dimension [mm]			Bolt Hole Diameter [mm]				Gear Parameters			Basic load ratings(KN)	Weight [Kg]
			D	d	H	D1	D2	n1	n2	m	Da	Z		
011.20.200	280	120	55	248	152	12	12	4	300	73	550	18		
011.30.500	602	398	80	566	434	20	20	5	630	123	1290	75.8		
012.30.500	602	398	80	566	434	20	20	6	630	102	1290	75.8		
011.30.560	662	458	80	626	494	20	20	5	690	135	1440	94		
012.30.560	662	458	80	626	494	20	20	6	690	112	1440	94		
011.30.630	732	528	80	696	564	24	24	6	774	126	1870	110		
012.30.630	732	528	80	696	564	24	24	8	776	94	1870	110		
011.30.710	812	608	80	776	644	24	24	6	852	139	2120	120		
012.30.710	812	608	80	776	644	24	24	8	856	104	2120	120		
011.40.800	922	678	100	878	722	30	30	8	968	118	3130	256		
012.40.800	922	678	100	878	722	30	30	10	970	94	3130	256		
011.40.900	1022	778	100	978	822	30	30	8	1064	130	3550	240		
012.40.900	1022	778	100	978	822	30	30	10	1070	104	3550	240		
011.40.1000.12	1122	878	100	1078	922	30	30	10	1190	116	3940	305		
012.40.1000	1122	878	100	1078	922	36	36	12	1188	96	3940	305		
011.40.1120	1242	998	100	1198	1045	36	36	10	1300	127	4430	300		
012.40.1120	1242	998	100	1198	1042	36	36	12	1308	106	4430	300		
011.40.1120.12K	1242	998	100	1198	1042	18	18	10	1300	127	3340	352		
012.40.1120.12K	1242	998	100	1198	1042	36	36	10	1298	127	3340	334		
011.45.1250	1390	1110	110	1337	1163	40	40	12	1452	118	5540	420		
012.45.1250	1390	1110	110	1337	1163	40	40	14	1456	101	5540	420		
011.45.1400	1540	1260	110	1487	1313	40	40	12	1608	131	6170	480		
012.45.1400	1540	1260	110	1487	1313	40	40	14	1610	112	6170	480		
011.45.1600	1740	1460	110	1687	1513	45	45	14	1820	127	7020	550		
012.45.1600	1740	1460	110	1687	1513	45	45	16	1824	111	7020	550		
011.45.1800	1940	1660	110	1887	1713	45	45	14	2016	141	7930	610		
012.45.1800	1940	1660	110	1887	1713	45	45	16	2016	123	7930	610		

Single-row Four Point Contact Ball Type Slewing Bearing (External gear

011.60.2000	2178	1825	144	2110	1891	48	48	16	2272	139	12100	1100
012.60.2000	2178	1825	144	2110	1891	48	48	18	2268	123	12100	1100
011.60.2240	2418	2065	144	2350	2131	48	48	16	2496	153	13500	1250